

Physical activity policy status in Finland

MOVING policy index



This country snapshot presents detailed results of the **MOVING policy index** [1] for Finland. It highlights strengths and weaknesses in the design of national government physical activity policies. This snapshot supplements the policy index results with an in-depth look at the quality of policy design in each country. Full policy index results are outlined in the MOVING policy brief, which compares Finland to 29 other European countries.

Main messages

- 1 Finland implements policy actions in all six areas of the MOVING framework. The highest assessment achieved was good and referred to policy actions on increasing physical activity through public communication which builds behaviour change skills (N).
- 2 Weaknesses were identified in community initiatives promoting physical activity (M), physical activity in the workplace (O), policies supporting public transport and road safety actions. Gaps were seen in physical activity outside of school hours (M) and active design guidelines (V) where a moderate assessment was achieved.
- 3 Greater action should be taken in healthcare and outpatient settings on physical activity (G) and physical activity environment in structures and surroundings which promote physical activity (V) where fair policy design was identified, as this was the weakest assessment achieved. Much more needs to be done throughout the entire framework to improve the status of national government policy actions beyond a moderate assessment.

Overview of policy status

NO POLICIES IDENTIFIED

POOR

FAIR

MODERATE

GOOD

EXCELLENT

M	Make opportunities and initiatives that promote physical activity in schools, the community and sport and recreation	MODERATE
O	Offer physical activity opportunities in the workplace and training in physical activity promotion across multiple professions	MODERATE
V	Visualise and enact structures and surroundings which promote physical activity	FAIR
I	Implement transport infrastructure and opportunities that support active societies	MODERATE
N	Normalise and increase physical activity through public communication that motivates and builds behaviour change skills	GOOD
G	Give physical activity training, assessment and counselling in healthcare settings	FAIR

This snapshot is based on national level policies only. Policies issued by provincial, regional or local governments are outside the scope of this project.

Methods

The MOVING policy index methods are fully explained in the associated **policy brief**. In short, the policy index combines values for a) policy presence, and b) policy design for 23 benchmarks.

The benchmarks are applied to policies in the **MOVING database** [2], collected through a comprehensive scan in 30 European countries, including Finland.

FRAMEWORK: Set of comprehensive policy actions across **3 domains**:

ACTIVE SOCIETIES

ACTIVE ENVIRONMENTS

ACTIVE PEOPLE

DATABASE:

Library of physical activity-related policies

M O V I N G

POLICY INDEX: Compares country and policy area results generated by the benchmarking tool







BENCHMARKING TOOL:






























Assesses the quality of policy design based on set criteria

Policy tools used to produce the policy index results

Breakdown of policy index results

(For full details on the policy design criteria, consult the [policy brief](#))

 No policy identified	 Meets up to 75% of policy design
 Meets up to 25% of policy design	 Meets up to 99% of policy design
 Meets up to 50% of policy design	 Meets all aspirational standards

	Physical activity in schools and PE	
	Physical activity in and outside of classrooms	
	Physical activity outside of school hours	
	Community and mass participation initiatives	
	Physical activity for people of all ages and abilities	
	Financial incentives to promote physical activity	
	Training for professions outside of healthcare	
	Physical activity in the workplace	
	Design guidelines and regulations for buildings	
	Active design guidelines outside buildings	
	Active design guidelines for open/green spaces	
	Walking and cycling infrastructure	
	Integrated urban design and land-use policies	
	Access to quality public open space and green spaces	
	Policies to support public transport	
	Road safety actions including safety of pedestrians, cyclists etc	
	Mass communication campaigns to promote transport	
	Policies to promote active transport	
	Mass media campaigns and social marketing promoting physical activity	
	Develop and communicate physical activity guidelines	
	Pre- and in-service training within health care	
	Primary care (assessment, counselling and PA prescriptions)	
	Health care and outpatient settings	

Note: The policy landscape in any country evolves over time. These findings reflect our knowledge as of May 2023. To see latest results and for further technical information on the policy indexes, please consult our website: wcrf.org/our-policy-work.

For feedback or suggested updates, please email policy@wcrf.org. More info in the CO-CREATE project can be found at co-create.eu

[1] Policy index: wcrf.org/physical-activity-policy-index [2] Policy database: policydatabase.wcrf.org