

Nutrition policy status in Slovenia

NOURISHING policy index



This country snapshot presents detailed results of the **NOURISHING policy index** [1] for Slovenia. It highlights strengths and weaknesses in the design of national government nutrition policies. This snapshot supplements the policy index results with an in-depth look at the quality of policy design in each country. Full policy index results are outlined in the NOURISHING policy brief, which compares Slovenia to 29 other European countries.

Main messages

- 1 Slovenia implements policy actions in nine out of the ten policy areas of the NOURISHING framework. One policy area received a good assessment, nutrient labelling (N1). Three policy areas received a moderate assessment: limits or removal of specific nutrients in food products (I1), standards on food in schools and other specific locations (O), and increasing public awareness of healthy eating (I2).
- 2 The lack of limits on the provision of sugar-sweetened beverages in schools and weak rules on unhealthy food availability in the immediate vicinity of schools affected otherwise well-designed standards for school food and food in out-of-education locations (O). Gaps and weaknesses were identified in nutrition advice and counselling in healthcare settings (N2) and increasing nutrition education and skills (G) which received a fair assessment.
- 3 Priority actions should be taken to use financial incentives to increase the availability and affordability of healthy food (U), and to improve the retail and food service environments (S). Further action should be taken to implement more policy actions within the two policy areas that receive a poor assessment: improve food marketing and advertising to young people (R) and use supply chain actions such as procurement standards to ensure between food systems and health (H).

Overview of policy status

NO POLICIES IDENTIFIED

POOR

FAIR

MODERATE

GOOD

EXCELLENT

N	Nutrition label standards and regulations on the use of claims and implied claims on food	GOOD
O	Offer healthy food and set standards in public institutions and other specific settings	MODERATE
U	Use economic tools to address food affordability and purchase incentives	FAIR
R	Restrict food advertising and other forms of commercial promotion	POOR
I	Improve nutritional quality of the whole food supply	MODERATE
S	Set incentives and rules to create a healthy retail and food service environment	NO POLICIES IDENTIFIED
H	Harness supply chain and actions across sectors to ensure coherence with health	POOR
I	Inform people about food and nutrition through public awareness	MODERATE
N	Nutrition advice and counselling in healthcare settings	FAIR
G	Give nutrition education and skills	FAIR

This snapshot is based on national level policies only. Policies issued by provincial, regional or local governments are outside the scope of this project.

Methods

The NOURISHING policy index methods are fully explained in the associated **policy brief**. In short, the policy index combines values for a) policy presence, and b) policy design for 41 benchmarks.

The benchmarks are applied to policies in the **NOURISHING database** [2], collected through a comprehensive scan in 30 European countries, including Slovenia.

FRAMEWORK: Set of comprehensive policy actions across **3 domains**:

FOOD ENVIRONMENTS

FOOD SYSTEM

BEHAVIOUR CHANGE COMMUNICATION

DATABASE:

Library of nutrition and diet-related policies

N O U R I S H I N G

POLICY INDEX: Compares country and policy area results generated by the benchmarking tool







BENCHMARKING TOOL:


















































Assesses the quality of policy design based on set criteria

Policy tools used to produce the policy index results

Breakdown of policy index results

(For full details on the policy design criteria, consult the [policy brief](#))

 No policy identified	 Meets up to 75% of policy design
 Meets up to 25% of policy design	 Meets up to 99% of policy design
 Meets up to 50% of policy design	 Meets all aspirational standards

	Nutrients on back of pack			Planning restrictions regarding food service outlets around schools	
	Front of pack labels			Planning restrictions on food service outlets	
	Warning labels			Initiatives to increase the availability of healthier food in stores and food service outlets	
	Rules on nutrient claims			Measures to support food producers to increase healthy food and decrease unhealthy food in the supply chain	
	Rules on health claims			Measures to support food manufacturers to increase healthy food and decrease unhealthy food in the supply chain	
	Food and drink available in schools, including restrictions on unhealthy foods			Measures to support food retailers to increase healthy food and decrease unhealthy food in the supply chain	
	Measures relating to sugar-sweetened beverage provision in schools			Governance structures for multi-sectoral/stakeholder engagement	
	Fruit and vegetables initiatives in schools			Nutrition standards for public procurement	
	Food and drink available in immediate vicinity of schools			Supporting urban agriculture in health and planning policies	
	Unhealthy food in out-of-education locations			Community food production	
	Health-related food taxes or tariffs			Development and communication of food-based dietary guidelines	
	Income related subsidies or initiatives to increase affordability and accessibility of healthy food			Public awareness, mass media and informational campaigns and social marketing on healthy eating	
	Targeted subsidies or initiatives to increase affordability and accessibility of healthy food			Nutrition advice and counselling in primary care	
	Marketing to young people through advertising			Nutrition advice and counselling in school healthcare setting	
	Direct marketing to young people			Nutrition education in curricula	
	Marketing through sponsorship to young people			Training for educators	
	Marketing to young people through point of sale measures			Training for health professionals	
	Marketing to young people through product placement and branding			Cooking skills	
	Marketing to young people through product design and packaging			Training in schools in growing food	
	Marketing in/or around schools			Training for caterers	
	Limit or removal of specific nutrients in food products				

Note: The policy landscape in any country evolves over time. These findings reflect our knowledge as of May 2023. To see latest results and for further technical information on the policy indexes, please consult our website: wcrf.org/our-policy-work.

For feedback or suggested updates, please email policy@wcrf.org. More info in the CO-CREATE project can be found at co-create.eu

[1] Policy index: wcrf.org/nutrition-policy-index [2] Policy database: policydatabase.wcrf.org